





Name _____

Get Ready for Groundhog Day!

Write the numbers **1**, **2**, **3**, and **4** to show how the groundhog wakes up.

1. The groundhog sleeps all winter.
2. The groundhog wakes up.
3. It comes out of its burrow.
4. It eats grass and weeds.



Patrick Grouard

TRY THIS

What does the groundhog do after it comes out of its burrow?

eat sleep

Name _____

Listening Activity

This *Weekly Reader* listening activity is designed to help assess and improve children's listening, recall, vocabulary, and comprehension skills.

Directions: Ask children to listen carefully as you read the story. Then read each question. Ask children to circle the correct picture answer.

Mingo Brushes His Teeth

Mingo gets his toothbrush.

Then he gets the toothpaste.

Mingo squeezes toothpaste onto his toothbrush.

He brushes his teeth and rinses his mouth with water.

Mingo puts away his toothbrush.

He puts on his pajamas.



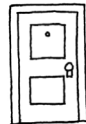
1. What does Mingo get first?



2. What does Mingo put on his toothbrush?



3. What does Mingo use to rinse his mouth?



4. What does Mingo put away?



Where might Mingo go next?






▶ TRY THIS



Name _____

Count the Pennies

A penny is worth 1 cent. Count the pennies in each row. Circle the number to show how much money there is in each row.

| | | | |
|---|-----------|-----------|-----------|
|  | 2¢ | 3¢ | 4¢ |
|  | 1¢ | 2¢ | 3¢ |
|  | 5¢ | 6¢ | 7¢ |
|  | 1¢ | 2¢ | 4¢ |
|  | 2¢ | 3¢ | 4¢ |

Patrick Girouard

▶ TRY THIS

How many pennies do you need to make 10 cents? Circle the number.

1

5

10

Name _____

Fun With Poetry

Ask children to listen carefully as you read the poem. When you have finished, invite children to complete the activity below.

Here Comes the Wind!

The wind is blowing all around,
Reaching high and low.
The wind is blowing very hard.
Everybody blow!
The wind is blowing in the trees.
Everybody sway!
The wind is blowing on the ground,
So let's all roll away!



—Sharon Siegelman



Patrick Girouard

1. Circle the title of the poem.

2. Underline two words in the poem that rhyme with **snow**.

3. Draw boxes around the two words in the poem that rhyme with **day**.

4. Draw an arrow pointing to the author's name.

**▶ TRY
THIS**

Write the letter to complete the word.

___ind is air that moves.